

&CENTOR S2 & S4™
SIDWAYS PULLING BLIND SYSTEM



&CENTOR S2 & S4™

SIDEWAYS PULLING BLIND SYSTEM

With the ability to cover an incredible 28m² in a single system, the Centor S2 & S4 screens are outstanding performers for your shading requirements

OVERVIEW

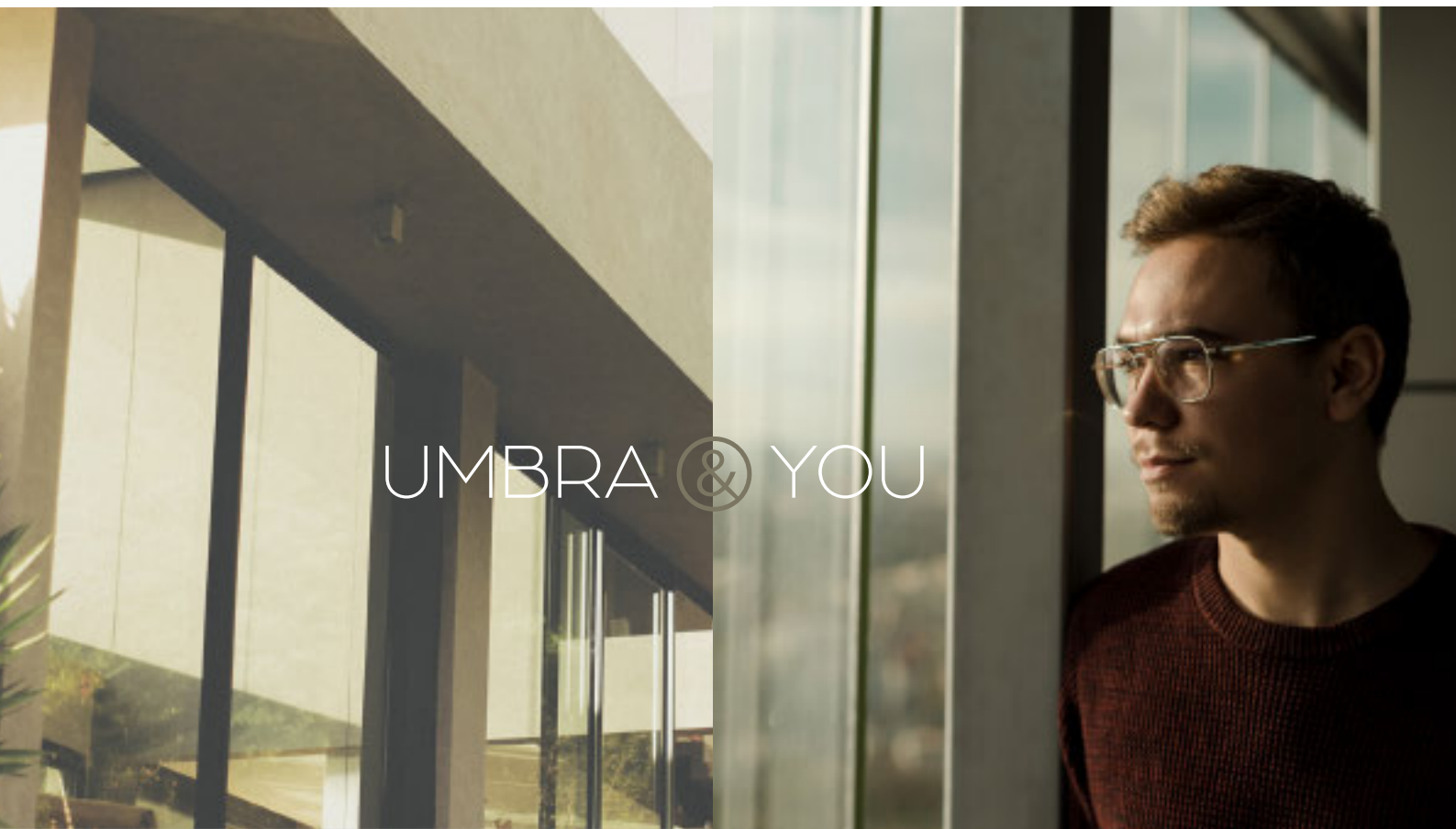
- Fingertip operation
- 5 year warranty
- Includes headbox, side boxes and cill runner
- Sizes up to 9m wide, 3.2m drop, 28m²

SYSTEM DETAILS

The award-winning S2 & S4 Screens allow homeowners with large doors to enjoy the luxury of inside-outside living without the traditional compromises: insects, glare and loss of privacy. Designed to fit nearly any door – folding, french or sliding – delivering unparalleled engineering.

Operating with just a fingertip, the unique load balancing technology allows screens and shades to glide smoothly across the entire opening and effortlessly stop at any desired position.

When not in use, the screen or shade retracts discreetly into the frame, removing visual distractions to the view outside while also protecting it from damage, dust or dirt.



UMBRA & YOU



Finger-tip operation

Engineered to glide
from any height



Unobtrusive

Screens are there when
needed & hidden when not



Replaceable

Shades can be replaced
should tastes change



Made to order

Custom-made to your
specific requirements

Technical benefits

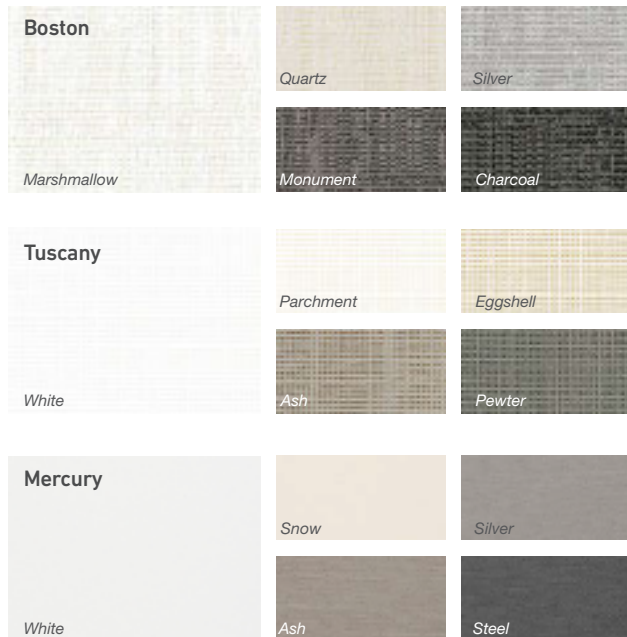
- Fabrics are fully retained within the frame — with no gaps — to allow total control of insects, sunlight and privacy.
- Screen and shade fabrics are held securely in place by top and bottom tabs, preventing screen blow-out — even in a breeze.
- S4 can be mounted on the inside or outside – drainage holes are added to the sill for externally mounted systems.
- Sill cover is quick and easy to remove to make cleaning trouble free.



Shades

Interior shades

Luxury shade fabrics are available in light-filtering and blackout options for systems mounted on the inside of the opening.




Sun-filtering shades

Perfect for reducing glare, solar heat gain and fading. Can be fitted internally or externally but a popular choice for outside given its hard-wearing, easy-clean qualities.



Insect screens

Durable polyester/PVC mesh is available in two different weave styles to keep even the smallest insects outside.



Standard weave

Keeps insects like moths, flies and mosquitoes outside, while standing the test of time with a durable polyester/PVC mesh construction.

Openness: 46%




Tight weave

Made from the same durable material as our standard weave but features a smaller aperture to protect against tiny insects like midges.

Openness: 37%

Configurations

The S4 Screen & Shade system is available in four configurations:



Single

A single screen or shade that extends from one side of the frame to cover the full width of the opening.



Combination

A combination of two fabric types — both covering the full width — such as a screen from the left & a shade from the right.



Double

Two screens or shades (in the same fabric option), which meet at any point along the opening.




Corner

Two screens or shades (in the same fabric option), meet at a 90-degree angle opening for post-less corner openings.

Aluminium frame

S4 is constructed from durable aluminium. The frame can be powder-coated in one of our popular colours (centor.com/screens) or customised to colour match existing doors and windows³.



Frame size

Specially designed for large doors, S4 can span 3200mm high and 9013mm wide.¹

| Fabric type | Overall frame width (mm) | | | Overall frame height (mm) | Install location | |
|--------------------------|--------------------------|---------------|---------------------|---------------------------|------------------|---------|
| | Single | Combo | Double ² | | Inside | Outside |
| Standard weave mesh | 1015 - 4611mm | 1015 - 4676mm | 1015 - 9013mm | 815 - 3200mm | ✓ | ✓ |
| Tight weave mesh | 1015 - 4611mm | 1015 - 4676mm | 1015 - 9013mm | 815 - 3200mm | ✓ | ✓ |
| Boston, blackout | 1015 - 3377mm | 1015 - 3442mm | 1015 - 6545mm | 815 - 3002mm | ✓ | |
| Boston, light-filtering | 1015 - 3577mm | 1015 - 3642mm | 1015 - 6945mm | 815 - 3002mm | ✓ | |
| Tuscany, blackout | 1015 - 3377mm | 1015 - 3442mm | 1015 - 6545mm | 815 - 3002mm | ✓ | |
| Tuscany, light-filtering | 1015 - 4011mm | 1015 - 4076mm | 1015 - 7813mm | 815 - 3002mm | ✓ | |
| Mercury, blackout | 1015 - 4011mm | 1015 - 4076mm | 1015 - 7813mm | 815 - 3002mm | ✓ | |
| Mercury, light-filtering | 1015 - 4611mm | 1015 - 4676mm | 1015 - 9013mm | 815 - 3002mm | ✓ | |
| Sun-filter | 1015 - 3377mm | 1015 - 3442mm | 1015 - 6545mm | 815 - 3200mm | ✓ | ✓ |

¹ Fabric widths are established by fabric thickness. Variations in fabric thickness may mean the maximum width can not be achieved. In these cases we offer an alternative colour or fabric type or an extended lead time to allow fabric to be resupplied from the mill.

² All screens over 5910 width require frame joiners to the head and sill.


³ Additional fee applies.

Complementing systems



S4 Corner Screen

Insect screens &/or shades for post-less doors or windows



S2 Screen

A horizontally retractable insect screen for smaller doors or windows

D-S-UK-JULY20

Waverley Contract and Supply Limited, Rowan House,
Guildford Road Trading Estate, Farnham, GU9 9PZ

Tel 01252 737973

Email sales@waverley.co.uk

Website www.waverley.co.uk

WAVERLEY
THE SHADING EXPERTS