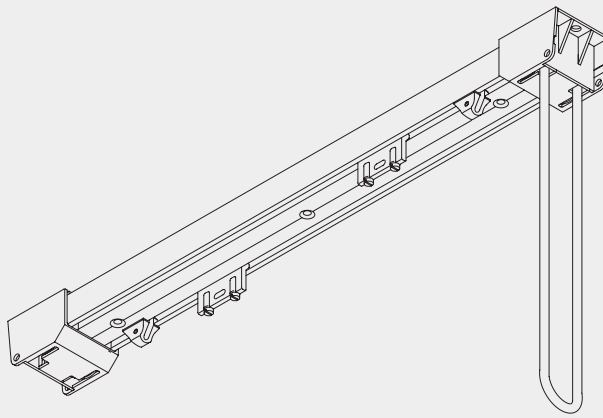


Heavy Duty and Stage Curtain Track System

Silent Gliss® 6370



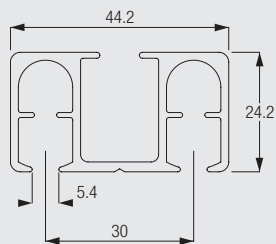
Product Information

- Discreet heavy-duty track system with twin channel for infinite overlap.
- Cost effective system for small stages, very heavy contract and domestic use etc.
- Heavy curtains up to 70kg, and width up to 15m.
- Simple direct fixing, ceiling fix preferred. Drilled at approximately 500mm centres.
- Profile available in 4, 5 and 6 metre lengths.
- Satin silver finish as standard.
- Standard cord drop 300cm, right hand pull.
- Can be bent.




6370

Profile, Bending and Specification Information




6371



Specification Information - download from www.silentgliss.co.uk (password required).

Silent Gliss 6370 curtain track, cord operated, assembled complete with roller gliders 6098 at 10/m. cord 6070 with cord drop 3000mm right-hand side, ceiling fixed through profile at 500mm centres plus endpieces, each one screwed to timber/plugged and screwed to brickwork/concrete.Lm inlengths.

How to Measure



A: system width
B: cord height

System Dimensions



6370



15 m



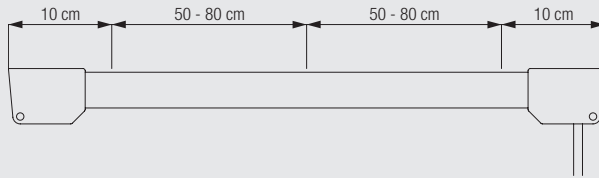
70 kg

Maximum curtain weight chart (with roller)

	3 m	6 m	9 m	12 m	15 m
	65	60	55	50	45
	70	65	60	55	50
	48	42	36	31	26
	54	48	42	36	30
	38	32	27	22	18
	44	38	32	27	22
	24	15	5	-	-
	27	19	10	-	-
	(kg max.)				

Fitting Information

Bracket positioning

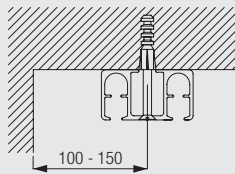


The fixing distances above are meant as a guide only, they may vary in practice depending on surface and curtain weight. For particularly heavy curtains the maximum recommended distance is 500mm.

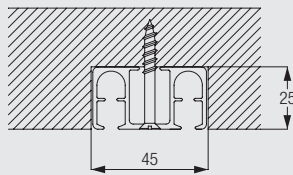
Fitting Options

CAD download through Silent Gliss website (password required) www.silentgliss.co.uk

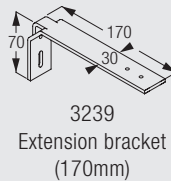
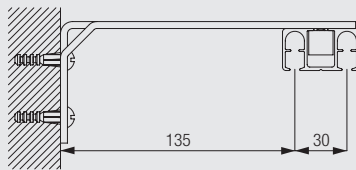
Direct to ceiling fix through profile



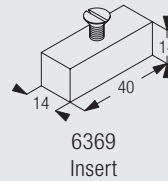
Recess fix through profile



Wall fix with bracket 3239



3239
Extension bracket
(170mm)



6369
Insert

Brackets feature thread for screw M4x30 for fixing



6370

Standard Accessories

18R Screw 25mm. No. 8 roundhead

0998 Safety Cord Retainer



6070 Cord (ø 6mm)



6086 Spring stop






6098 Roller glider with eye

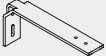










6214 Adjustable pilot (white)

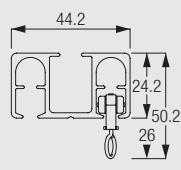


6227	Master pilot runner (grey)		6371	Profile	
6377	Endpiece set (2 part)		1128C	Countersunk screw	

Optional Accessories

0558	Screw M4 30mm c/sunk pozidrive		3239	Extension bracket (170mm)	
3799	Cord Tidy		6007	Endstop	
6079	Overlap arm		6094	Roller glider with hook	
6369	Insert		6376	Connecting bridge	
6575	Cord tensioner		6578	Floor plate	

Sewing Information and Accessories



6370

Diagram uses standard roller 6098 measured to the inside of the glider eye. For optional rollers substitute the dimensions below:

6094 = 31mm

3582	Hook		3599	Hook	
------	------	---	------	------	---